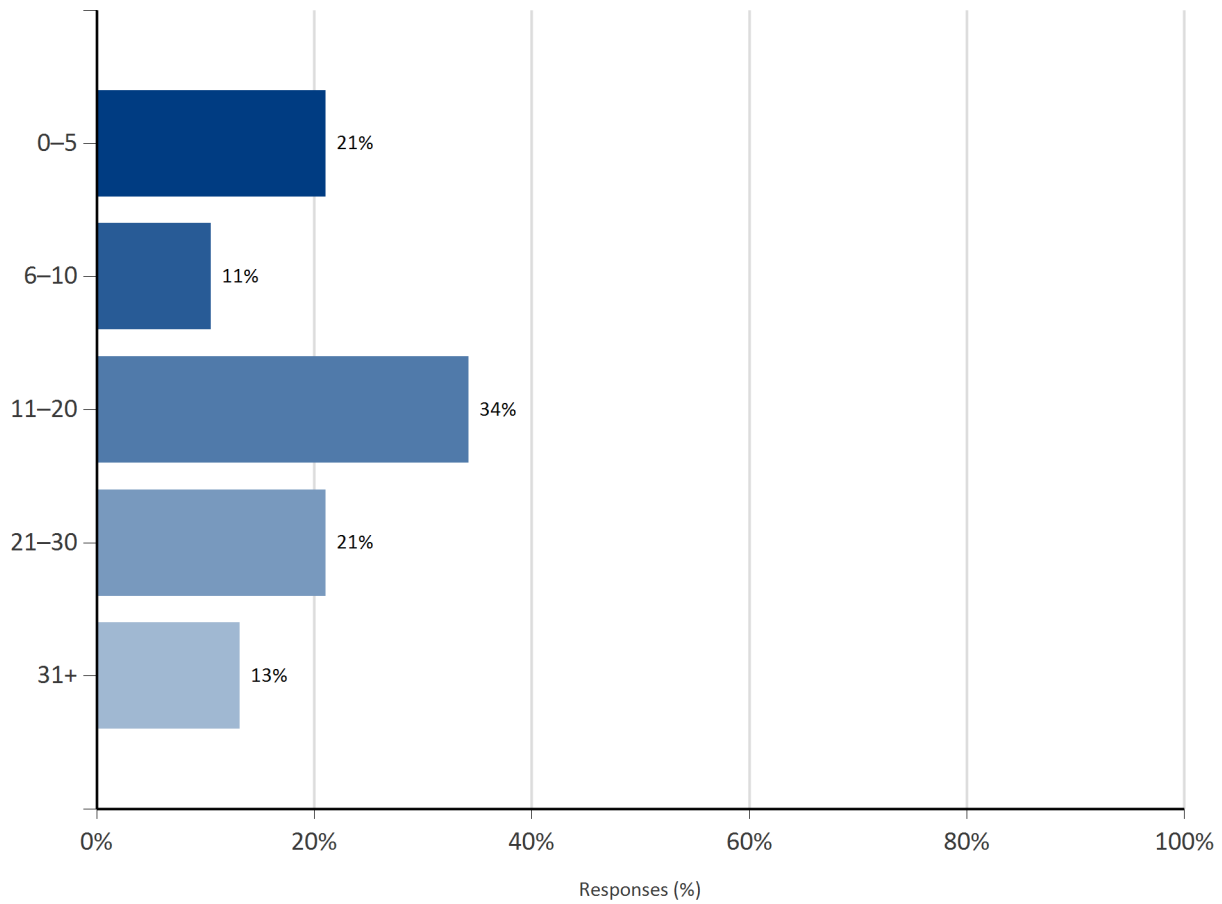


School Survey

Overview

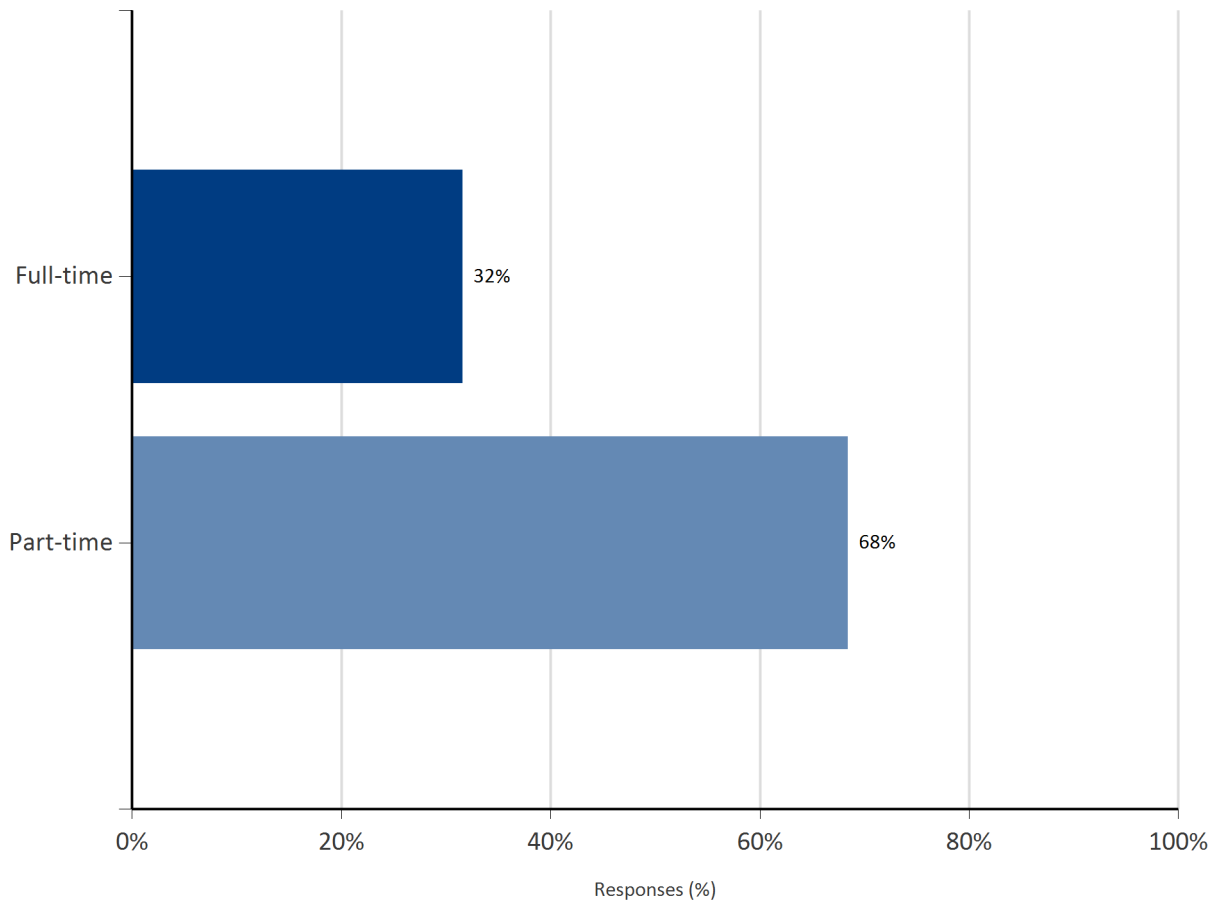
Survey title	National School Opinion Survey 2021 - Staff
Report title	Distribution - single
Organisation name	Booragoon Primary School
Generation time & date	1:07PM - 24 May 2021
Generated by	Barbara Horan
Distribution name	National School Opinion Survey 2021 - Staff - 29/04/2021 11:03 AM
School year	2021
Num of online responses	38
Num of manual responses	0

1 . How many years have you been working in schools?



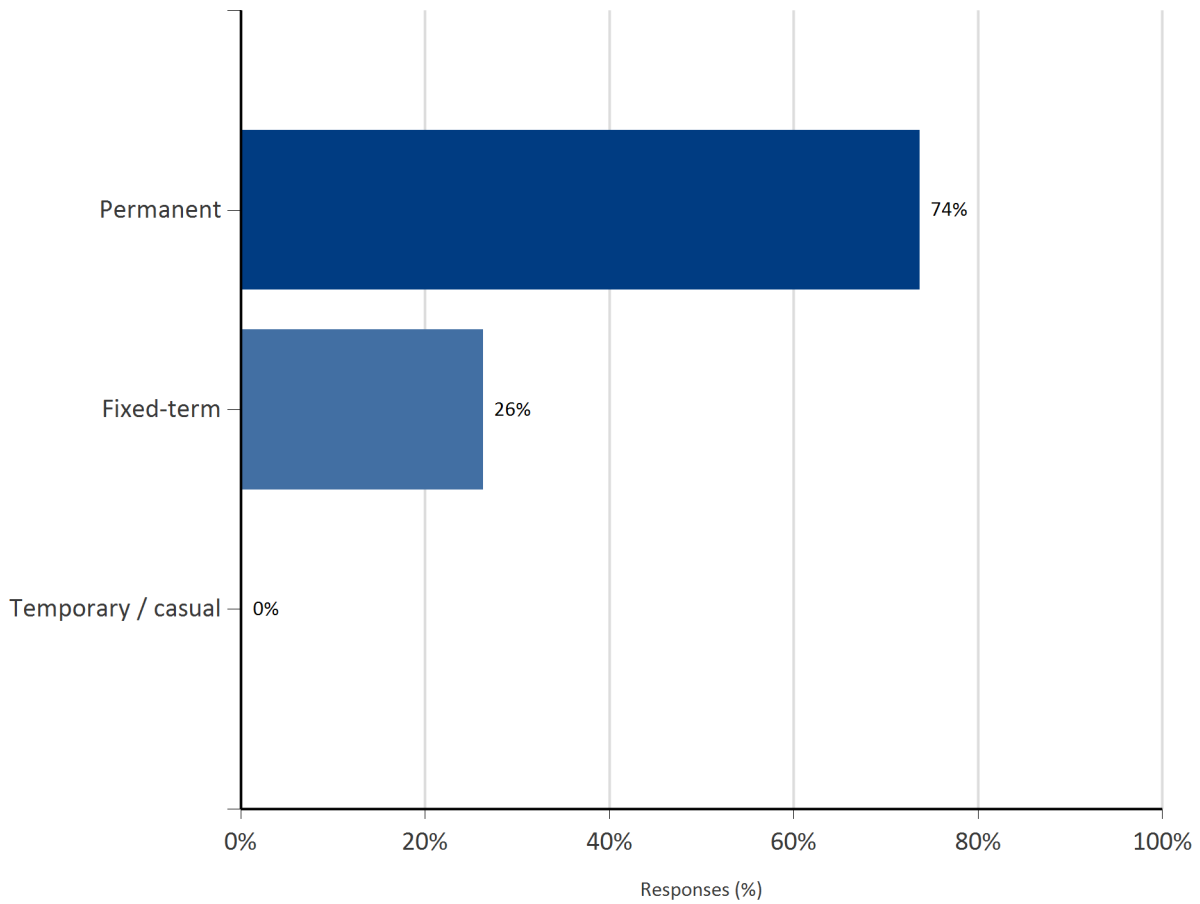
	0-5		6-10		11-20		21-30		31+	
	Num	%	Num	%	Num	%	Num	%	Num	%
Number	8	21%	4	11%	13	34%	8	21%	5	13%

2 . Are you a full-time or part-time employee?



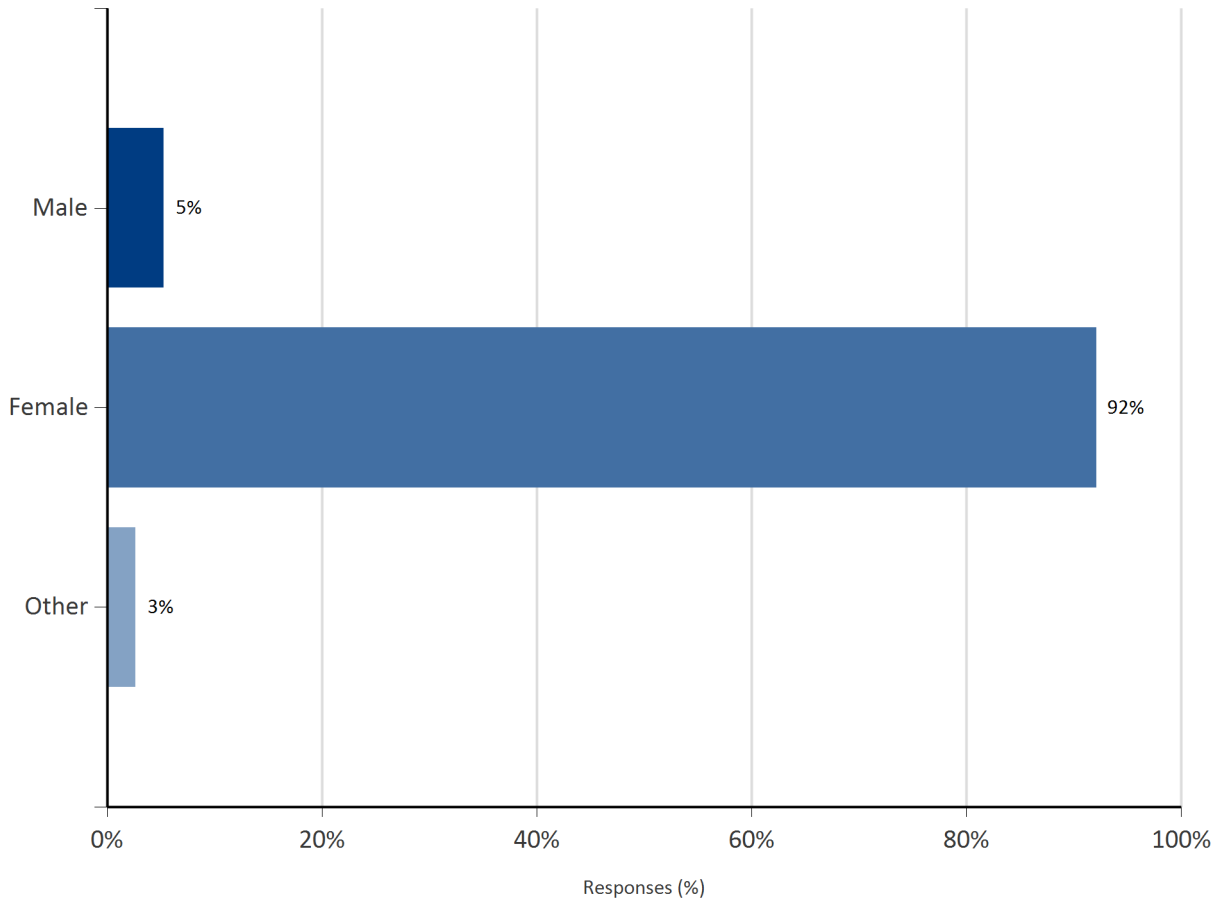
	Full-time		Part-time	
	Num	%	Num	%
Number	12	32%	26	68%

3 . Which category best describes your employment?



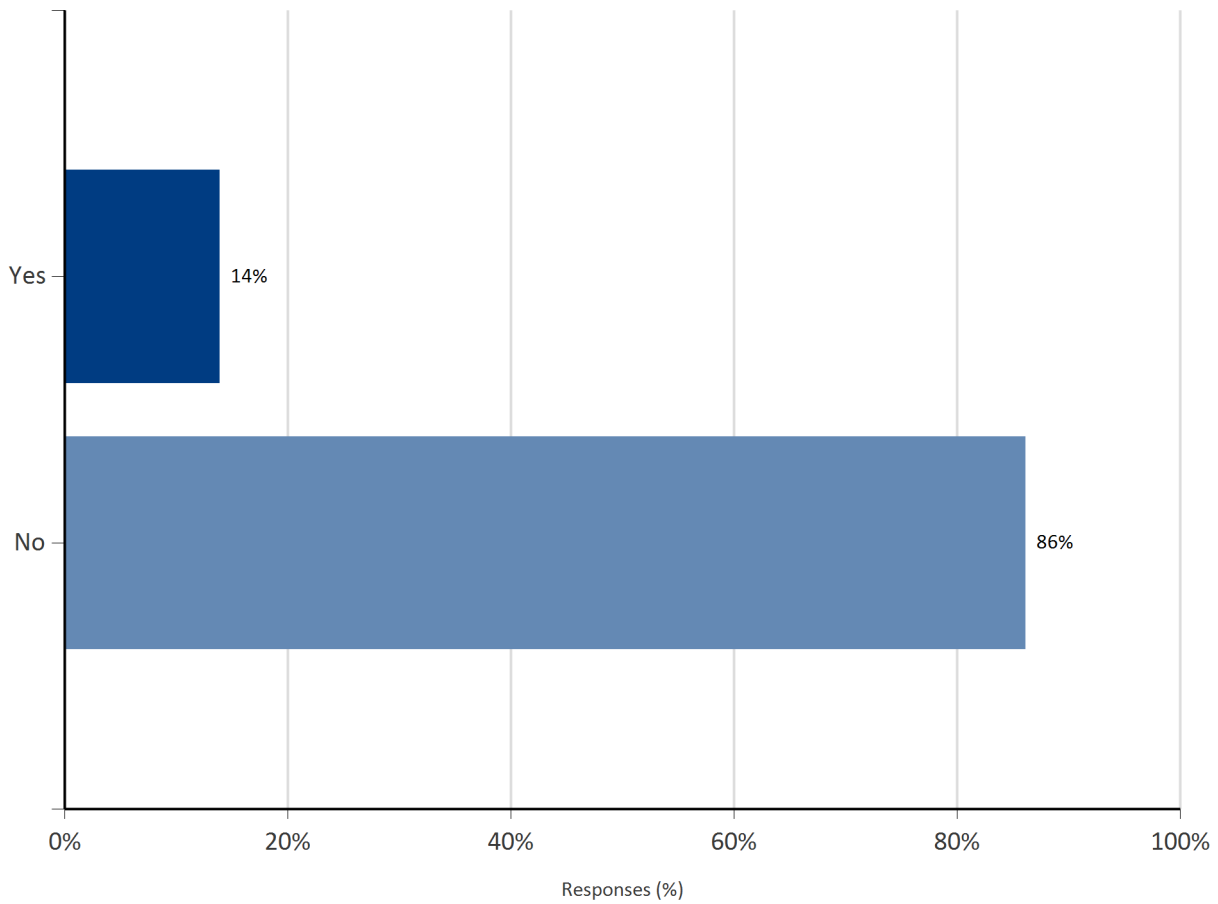
	Permanent		Fixed-term		Temporary / casual	
	Num	%	Num	%	Num	%
Number	28	74%	10	26%	-	-

4 . Are you male or female?



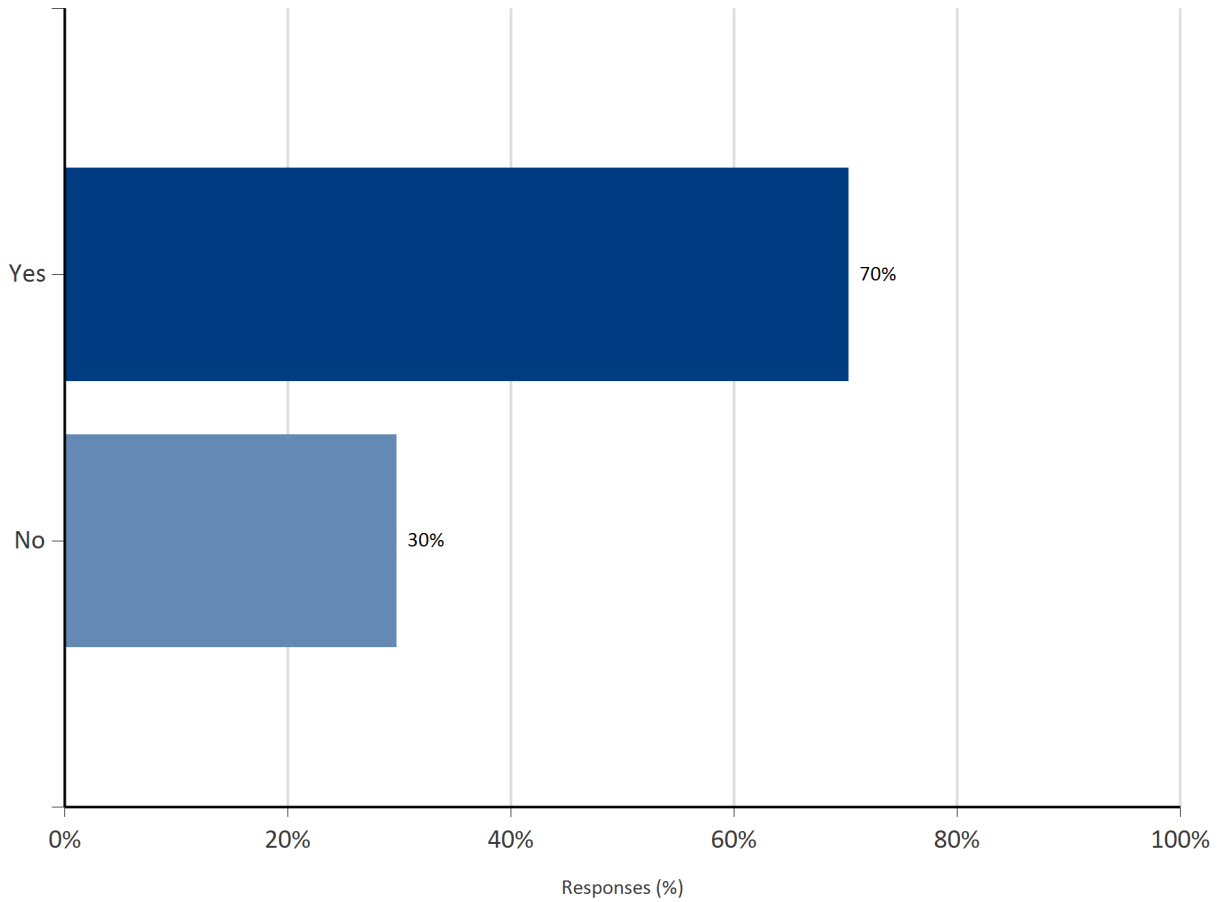
	Male		Female		Other	
	Num	%	Num	%	Num	%
Number	2	5%	35	92%	1	3%

5 . Are you currently employed in a school leadership position?



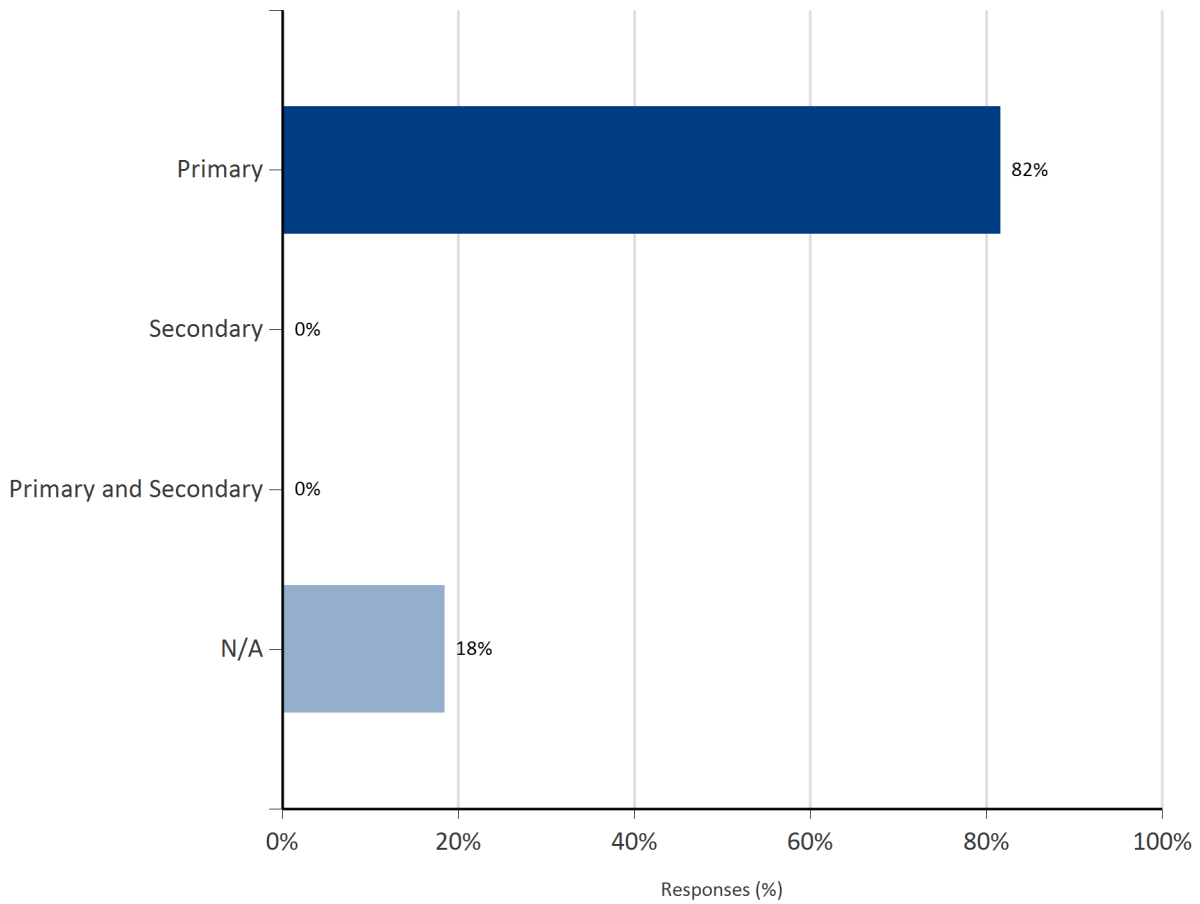
	Yes		No	
	Num	%	Num	%
Number	5	14%	31	86%

6 . Does your role in the school include teaching?



	Yes		No	
	Num	%	Num	%
Number	26	70%	11	30%

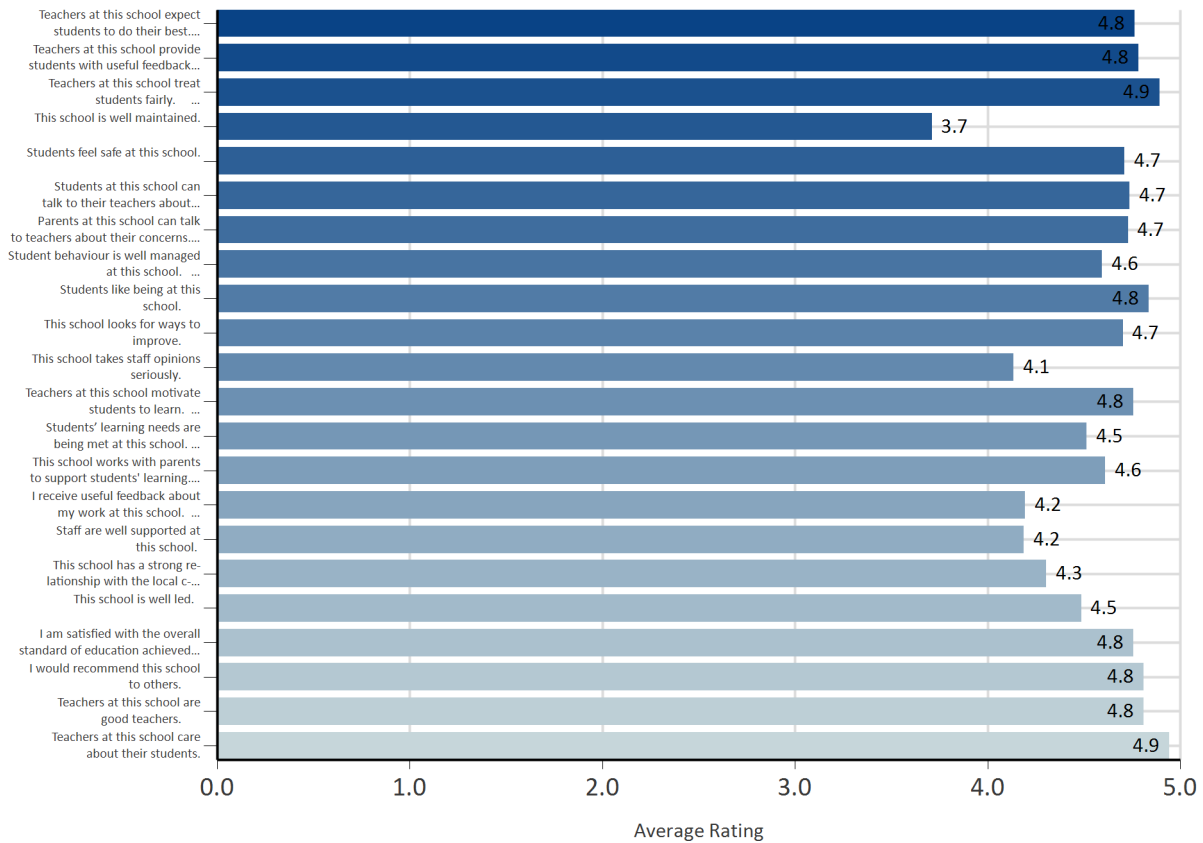
7 . Which education level do you teach?



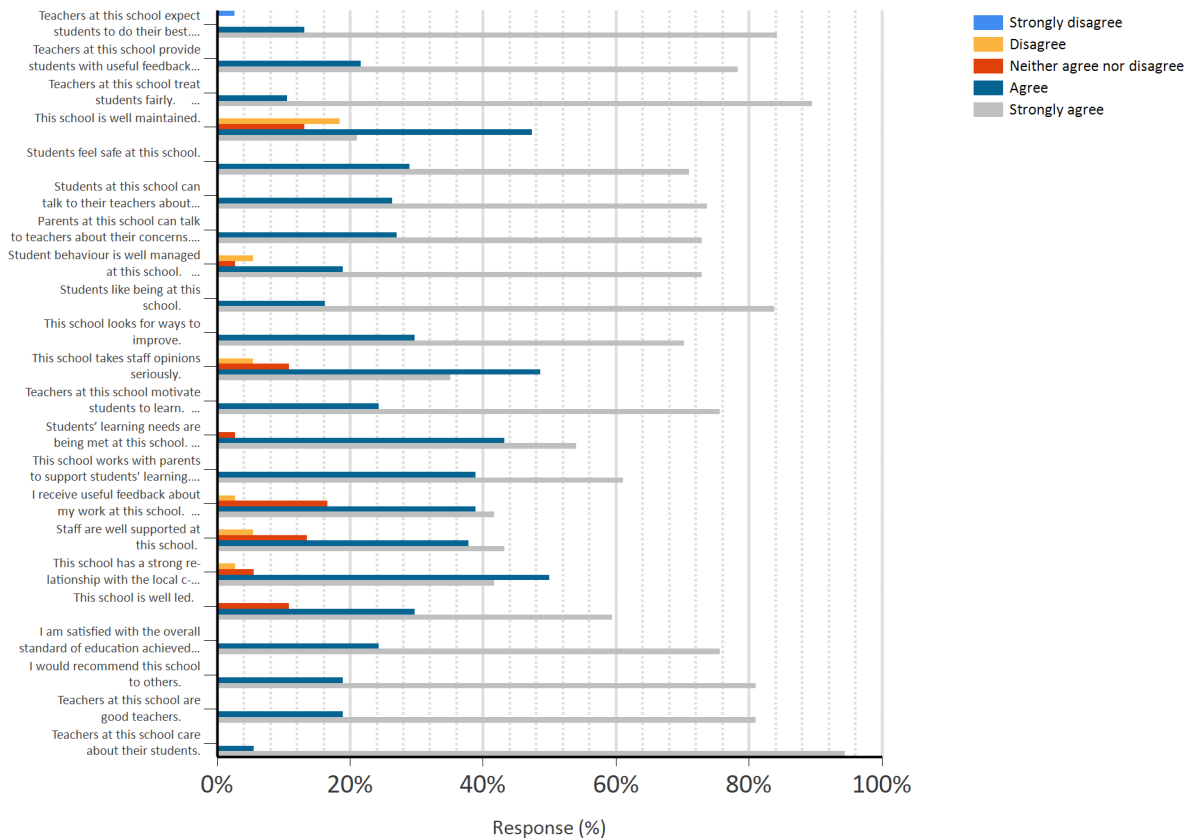
	Primary		Secondary		Primary and Secondary		N/A	
	Num	%	Num	%	Num	%	Num	%
Number	31	82%	-	-	-	-	7	18%

8 . Please rate the items below.

Rating	Score
Strongly agree	5
Agree	4
Neither agree nor disagree	3
Disagree	2
Strongly disagree	1



National School Opinion Survey 2021 - Staff



	Strongly disagree		Disagree		Neither agree nor disagree		Agree		Strongly agree	
	Num	%	Num	%	Num	%	Num	%	Num	%
Teachers at this school expect students to do their best.	1	3%	-	-	-	-	5	13%	32	84%
Teachers at this school provide students with useful feedback about their school work.	-	-	-	-	-	-	8	22%	29	78%
Teachers at this school treat students fairly.	-	-	-	-	-	-	4	11%	34	89%
This school is well maintained.	-	-	7	18%	5	13%	18	47%	8	21%
Students feel safe at this school.	-	-	-	-	-	-	11	29%	27	71%
Students at this school can talk to their teachers about their concerns.	-	-	-	-	-	-	10	26%	28	74%
Parents at this school can talk to teachers about their concerns.	-	-	-	-	-	-	10	27%	27	73%
Student behaviour is well managed at this school.	-	-	2	5%	1	3%	7	19%	27	73%
Students like being at this school.	-	-	-	-	-	-	6	16%	31	84%
This school looks for ways to improve.	-	-	-	-	-	-	11	30%	26	70%

National School Opinion Survey 2021 - Staff

This school takes staff opinions seriously.	-	-	2	5%	4	11%	18	49%	13	35%
Teachers at this school motivate students to learn.	-	-	-	-	-	-	9	24%	28	76%
Students' learning needs are being met at this school.	-	-	-	-	1	3%	16	43%	20	54%
This school works with parents to support students' learning.	-	-	-	-	-	-	14	39%	22	61%
I receive useful feedback about my work at this school.	-	-	1	3%	6	17%	14	39%	15	42%
Staff are well supported at this school.	-	-	2	5%	5	14%	14	38%	16	43%
This school has a strong relationship with the local community.	-	-	1	3%	2	6%	18	50%	15	42%
This school is well led.	-	-	-	-	4	11%	11	30%	22	59%
I am satisfied with the overall standard of education achieved at this school.	-	-	-	-	-	-	9	24%	28	76%
I would recommend this school to others.	-	-	-	-	-	-	7	19%	30	81%
Teachers at this school are good teachers.	-	-	-	-	-	-	7	19%	30	81%
Teachers at this school care about their students.	-	-	-	-	-	-	2	6%	34	94%