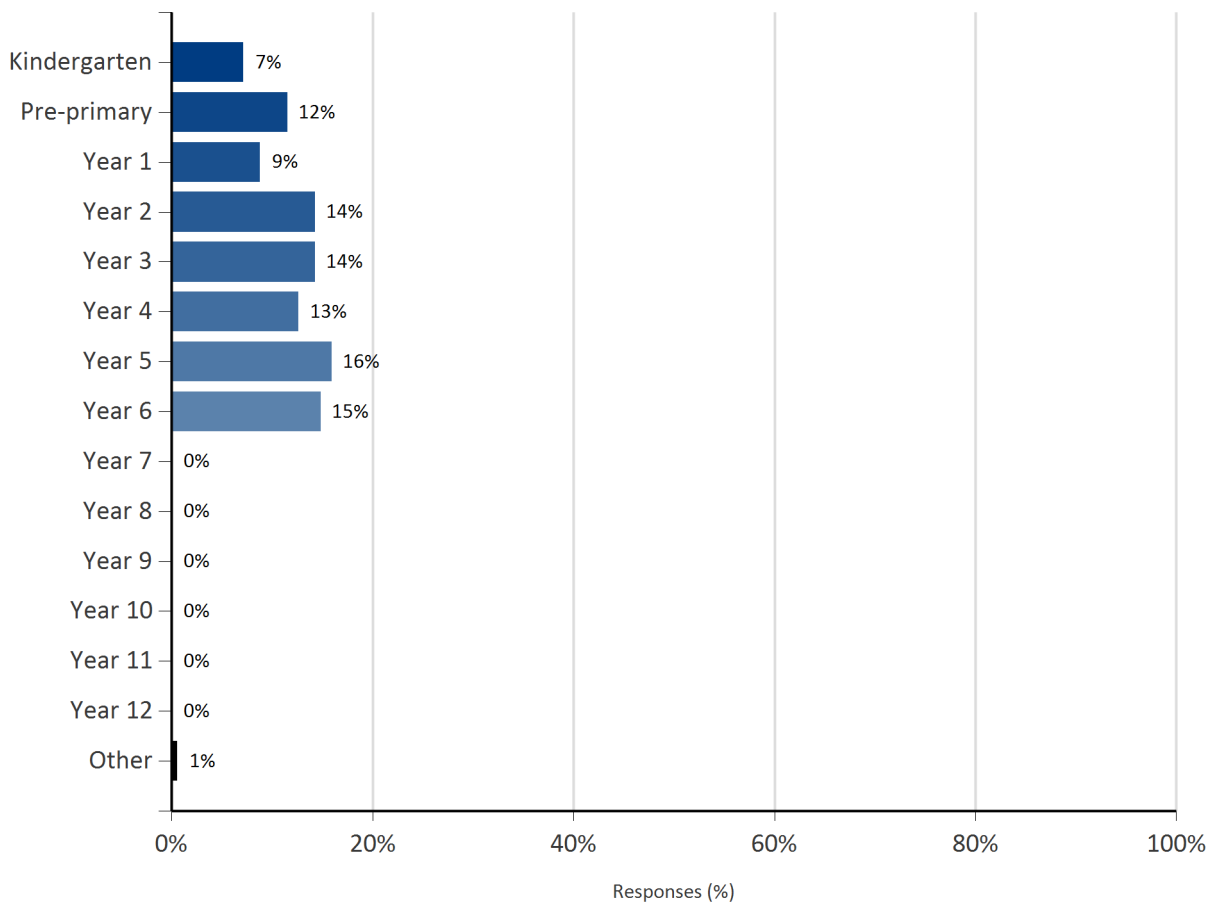


# School Survey

## Overview

Survey title	National School Opinion Survey Parent21
Report title	Distribution - single
Organisation name	Booragoon Primary School
Generation time & date	1:06PM - 24 May 2021
Generated by	Barbara Horan
Distribution name	National School Opinion Survey Parent21 - 29/04/2021 10:52 AM
School year	2021
Num of online responses	182
Num of manual responses	0

1 . What is the year level of the child you are considering when you answer this survey?



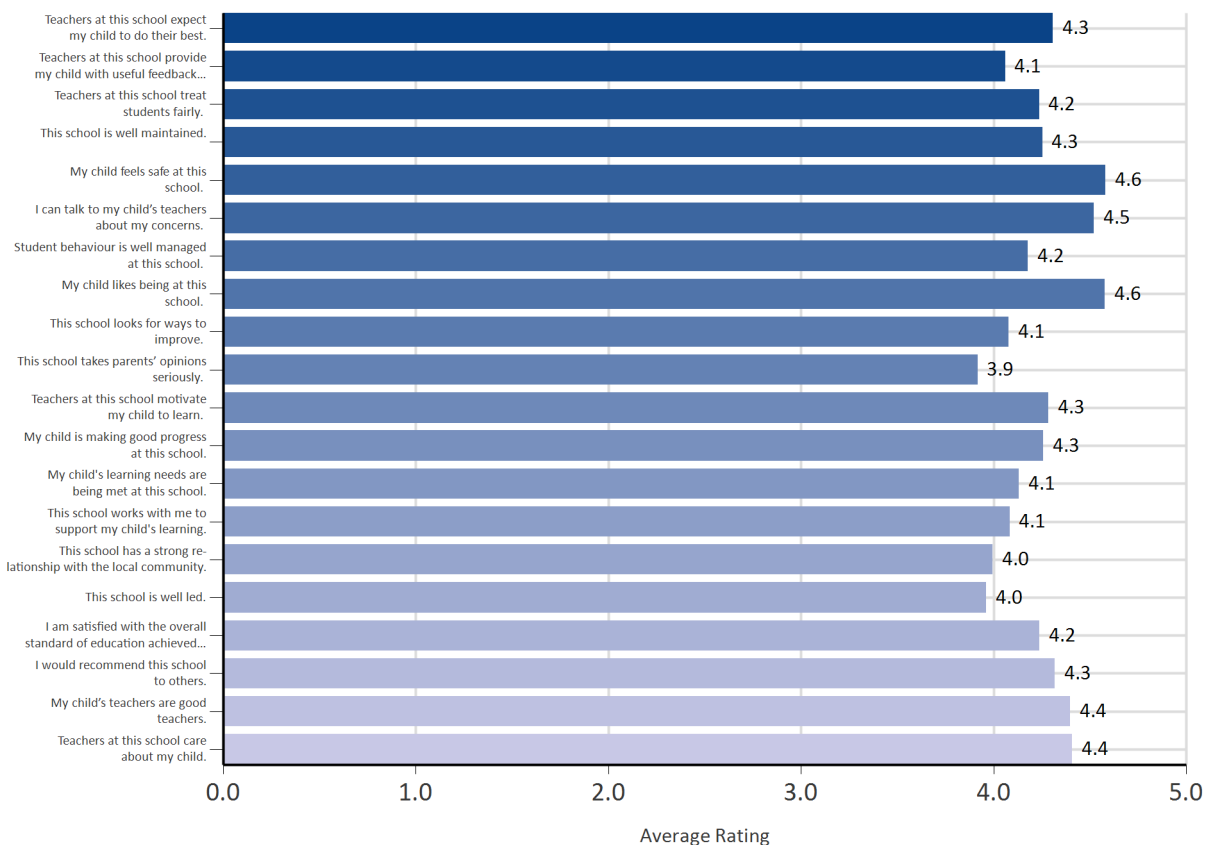
	Kindergarten		Pre-primary		Year 1		Year 2		Year 3		Year 4		Year 5	
	Num	%	Num	%	Num	%	Num	%	Num	%	Num	%	Num	%
<b>Number</b>	13	7%	21	12%	16	9%	26	14%	26	14%	23	13%	29	16%

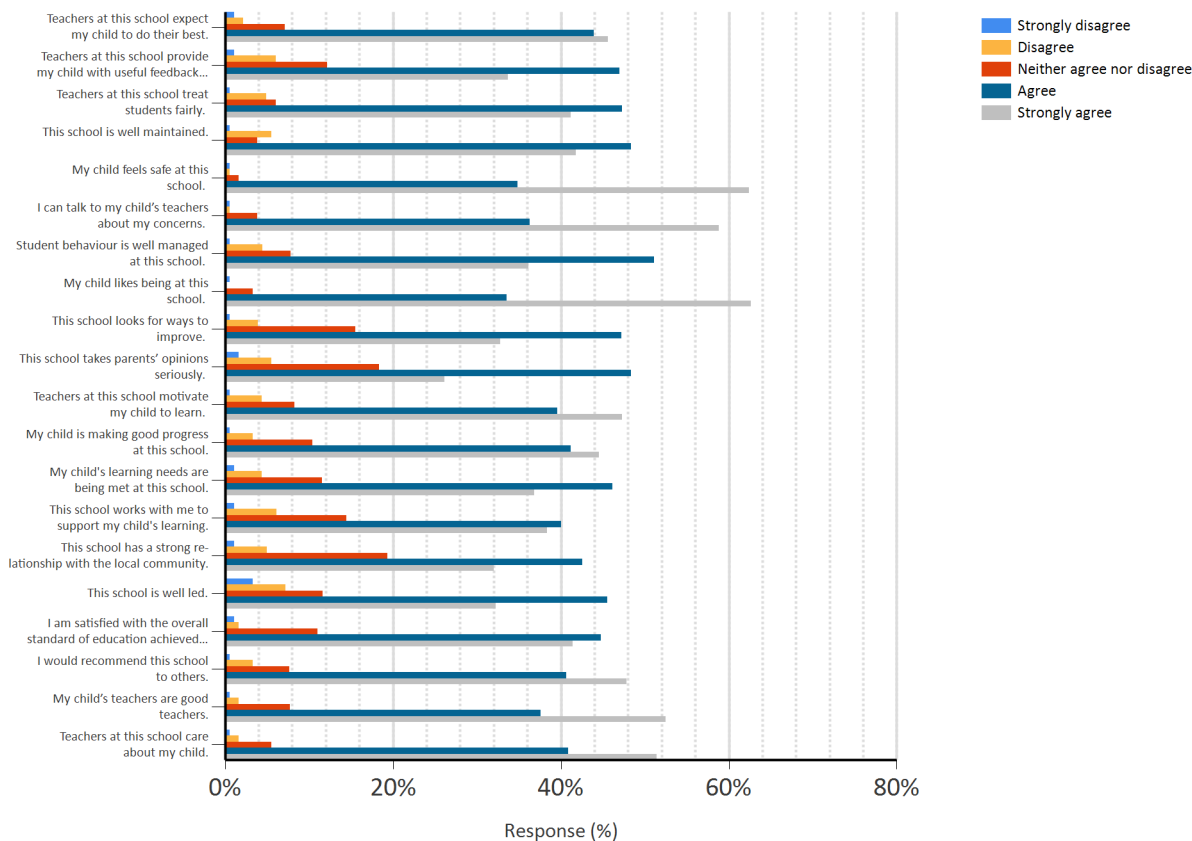
	Year 6		Year 7		Year 8		Year 9		Year 10		Year 11		Year 12	
	Num	%	Num	%	Num	%	Num	%	Num	%	Num	%	Num	%
<b>Number</b>	27	15%	-	-	-	-	-	-	-	-	-	-	-	-

	Other	
	Num	%
<b>Number</b>	1	1%

2 . Please rate the items below.

Rating	Score
Strongly agree	5
Agree	4
Neither agree nor disagree	3
Disagree	2
Strongly disagree	1





	Strongly disagree		Disagree		Neither agree nor disagree		Agree		Strongly agree	
	Num	%	Num	%	Num	%	Num	%	Num	%
Teachers at this school expect my child to do their best.	2	1%	4	2%	13	7%	80	44%	83	46%
Teachers at this school provide my child with useful feedback about their school work.	2	1%	11	6%	22	12%	85	47%	61	34%
Teachers at this school treat students fairly.	1	1%	9	5%	11	6%	86	47%	75	41%
This school is well maintained.	1	1%	10	5%	7	4%	88	48%	76	42%
My child feels safe at this school.	1	1%	1	1%	3	2%	63	35%	113	62%
I can talk to my child's teachers about my concerns.	1	1%	1	1%	7	4%	66	36%	107	59%
Student behaviour is well managed at this school.	1	1%	8	4%	14	8%	92	51%	65	36%
My child likes being at this school.	1	1%	-	-	6	3%	61	34%	114	63%
This school looks for ways to improve.	1	1%	7	4%	28	16%	85	47%	59	33%
This school takes parents' opinions seriously.	3	2%	10	6%	33	18%	87	48%	47	26%
Teachers at this school motivate my child to learn.	1	1%	8	4%	15	8%	72	40%	86	47%

## National School Opinion Survey Parent21

My child is making good progress at this school.	1	1%	6	3%	19	10%	75	41%	81	45%
My child's learning needs are being met at this school.	2	1%	8	4%	21	12%	84	46%	67	37%
This school works with me to support my child's learning.	2	1%	11	6%	26	14%	72	40%	69	38%
This school has a strong relationship with the local community.	2	1%	9	5%	35	19%	77	43%	58	32%
This school is well led.	6	3%	13	7%	21	12%	82	46%	58	32%
I am satisfied with the overall standard of education achieved at this school.	2	1%	3	2%	20	11%	81	45%	75	41%
I would recommend this school to others.	1	1%	6	3%	14	8%	74	41%	87	48%
My child's teachers are good teachers.	1	1%	3	2%	14	8%	68	38%	95	52%
Teachers at this school care about my child.	1	1%	3	2%	10	6%	74	41%	93	51%